

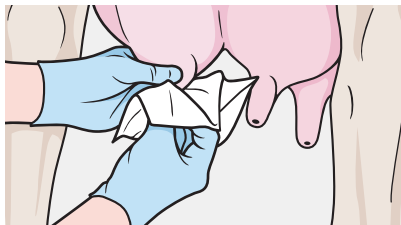
# HOW TO USE QUADRANT™ DC

Best practice guidelines to achieve great results.

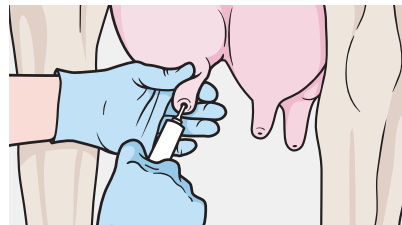
**IT IS IMPORTANT THAT YOU READ THE INSTRUCTIONS BEFORE USING THIS PRODUCT, AND FOLLOW THESE SIMPLE STEPS TO AVOID INTRODUCING INFECTIONS DURING ADMINISTRATION.**

## ENSURE THE FOLLOWING BEFORE DRYING-OFF

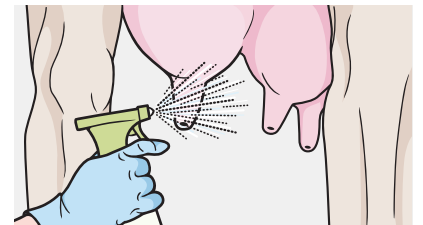
- That you have an adequate number of experienced staff on hand.
- That you have something to record numbers on, this information can then be transferred to your animal health records.
- That antibacterial teat wipes or cotton wool balls soaked in 70% alcohol are ready to use.
- That you have a can of spray paint to mark cows.
- That you have ready to use teat spray.
- That you've thoroughly washed your hands and have clean gloves ready to go. If your gloves become dirty while drying-off, change to a fresh pair.



Clean and disinfect teats



Infuse Quadrant™ DC



Spray teats with teat spray

## BEFORE TREATMENT

- Once milking is finished, bring cows back in for treatment.
- Mark cows that are to be treated with spray paint.

## CLEANING THE TEATS

- Clean and disinfect teat ends as thoroughly as possible with antibacterial teat wipes or cotton wool soaked in 70% alcohol. Do not stop cleaning until the teat wipe/cotton wool comes away clean, and do not hesitate to use more than one teat wipe/cotton wool ball per teat. Leave to air dry.
- Clean the two teats furthest away and then the two closest.

## INFUSING QUADRANT™ DC

- Ensure the teats are clean and dry before infusing.
- Infuse product into the teats in the opposite order to cleansing: i.e. the closest two teats first and then the two furthest away.
- Remove the cap of the syringe by gently bending and pulling. Pay careful attention to ensure your gloves do not touch the tip. Do not bend too much as this can cause the tip to become crooked and make infusion difficult.

- Carefully and slowly insert the Quadrant™ DC syringe into the teat, making sure that the tip of the syringe does not come into contact with anything prior to reaching the teat.
- Do not insert the syringe more than 3 mm into the teat, as this can cause damage to the teat canal.
- Infuse the full contents of the syringe into the teat by pressing on the syringe plunger.
- Do not massage the Quadrant™ DC out of the teat canal, unless using an internal teat sealant afterwards.
- Repeat this process for each teat.
- Remember to record the ID number of each treated cow and the date of treatment.

## AFTER INFUSION

- Spray teats thoroughly with an effective teat spray.
- Walk cows to clean pasture, avoiding muddy races and feed pads.
- Check cows regularly for signs of mastitis during the first week after drying off.